

***PILDAT Nationwide Public Opinion Poll***

**Results on Democracy, National Leaders and General Elections**

August 12, 2014



Pakistan Institute of  
Legislative Development  
And Transparency

## **Contents**

### *Executive Summary*

Democracy vs. other Systems

Trust in Leaders

Perception of General Election 2013

Required Reforms in the ECP

Trust in the ECP for Future Elections

Trust in the Election Commission of Pakistan

### **List of Figures & Tables**

Figure 1: Democracy vs other Systems

Figure 2.1: Trust in Leaders: Prime Minister Nawaz Sharif

Figure 2.2: Trust in Leaders: Mr. Muhammad Shahbaz Sharif

Figure 2.3: Trust in Leaders: Mr. Imran Khan

Figure 2.4: Trust in Leaders: Chaudhry Shujaat Hussain

Figure 2.5: Trust in Leaders: Maulana Fazlur Rehman

Figure 2.6: Trust in Leaders: Mr. Altaf Hussain

Figure 2.7: Trust in Leaders: Mr. Asfand Yar Wali

Figure 2.8: Gen. (Retd.) Pervez Musharraf

Figure 2.9: Trust in Leaders: Mr. Sirajul Haq

Figure 2.10: Trust in Leaders: Dr. Tahir-ul-Qadri

Figure 3: Perception of General Election 2013

Figure 4: Required Reforms in the ECP

Figure 5: Trust in the ECP for Future Elections

Figure 6: Trust in the Election Commission of Pakistan

Table 1: Democracy vs other Systems

Table 2.1: Trust in Leaders Prime Minister Nawaz Sharif

Table 2.2: Trust in Leaders: Mr. Muhammad Shahbaz Sharif

Table 2.3: Trust in Leaders: Mr. Imran Khan

Table 2.5: Trust in Leaders: Maulana Fazlur Rehman

Table 2.6: Trust in Leaders: Mr. Altaf Hussain

Table 2.7: Trust in Leaders: Mr. Asfand Yar Wali

Table 2.8: Trust in Leaders: Gen. (Retd.) Pervez Musharraf

Table 2.9: Trust in Leaders: Mr. Sirajul Haq

Table 2.10: Trust in Leaders: Dr. Tahir-ul-Qadri

Table 3: Perception of General Election 2013

Table 4: Required Reforms in the ECP

Table 5: Trust in the ECP for Future Elections

Table 6: Trust in the Election Commission of Pakistan

## Executive Summary

A PILDAT Public Opinion Poll has revealed that a substantial 67% of the country's population believes that democratically elected governments constitute the best system for Pakistan. Crucially, the popular appetite for another Army rule in the country remains low as only 19% Pakistanis see another military rule as the best system for the country.

The nationwide poll was conducted during July 16, 2014 to August 6, 2014 with a large sample size of 3065 citizens throughout Pakistan.

Public Opinion on trust in leaders depicts the following picture:

On top of the pyramid is Punjab's Chief Minister, Mr. Muhammad Shahbaz Sharif with 57% positive ratings. He is followed by Prime Minister Nawaz Sharif who received a 53% positive ratings. At 52% positive ratings nationwide, chairman of the PTI, Mr. Imran Khan is viewed nationwide as a Good or Very Good leader.

Dr. Tahir-ul-Qadri's public persona across Pakistan is steeped in negative perceptions of his leadership skills and potential. A whopping 72% of all Pakistanis evaluate him as a Bad or Very Bad leader, while only 21% rated him as a Good to Very Good leader.

Gen. (Retd.) Pervez Musharraf also remains an unpopular leader in Pakistan, albeit less unpopular than some of the other political leaders in Pakistan's national politics. 62% Pakistanis rate him as Bad or Very Bad leader, while 34% rated him as Good to Very Good leader.

Negative ratings of all other political leaders of Pakistan remain higher than their positive ratings in the public as shown in various opinion polls through previous years.

While 63% of all Pakistanis believe that the General Election held in May 2013 was somewhat to completely transparent and fair, 37% respondents see the May 2013 Election as somewhat rigged to completely rigged.

An overwhelming majority of Pakistanis, 85% believe that it is critical that the Election Commission of Pakistan's functions be reformed and reconfigured. In comparison, 67% people felt the need for electoral reforms in a poll upon the conclusion of 100 days of National and Provincial Governments in September 2013.

This, correspondingly, is also reflected in the trust in the ECP in which 52% Pakistanis report little to no trust at all in the Election Commission of Pakistan. 44% Pakistanis have somewhat to a lot of trust in this vital institution. This picture of a split mandate shows that at present Pakistanis remain uncertain about the Election Commission, while stating in clear terms that this institution needs to be reformed and changed as a matter of priority. Given, the pressure for reforms and changes in the ECP, only 30% Pakistanis believe that the next elections will be conducted in a much better fashion by the Election Commission. However, 26% Pakistanis have serious doubts about the Election Commission and believe that the ECP will fare worse in the next elections.

The Nationwide Poll was conceived and commissioned by PILDAT and conducted by Gallup Pakistan using the following Methodology:

Sample Size: 3065; Coverage: National/Rural and Urban/All four provinces; Mode: Face to face; Survey dates: July 16 – August 6, 2014. Estimated error margin:  $\pm 3-5\%$  at 95% confidence level.



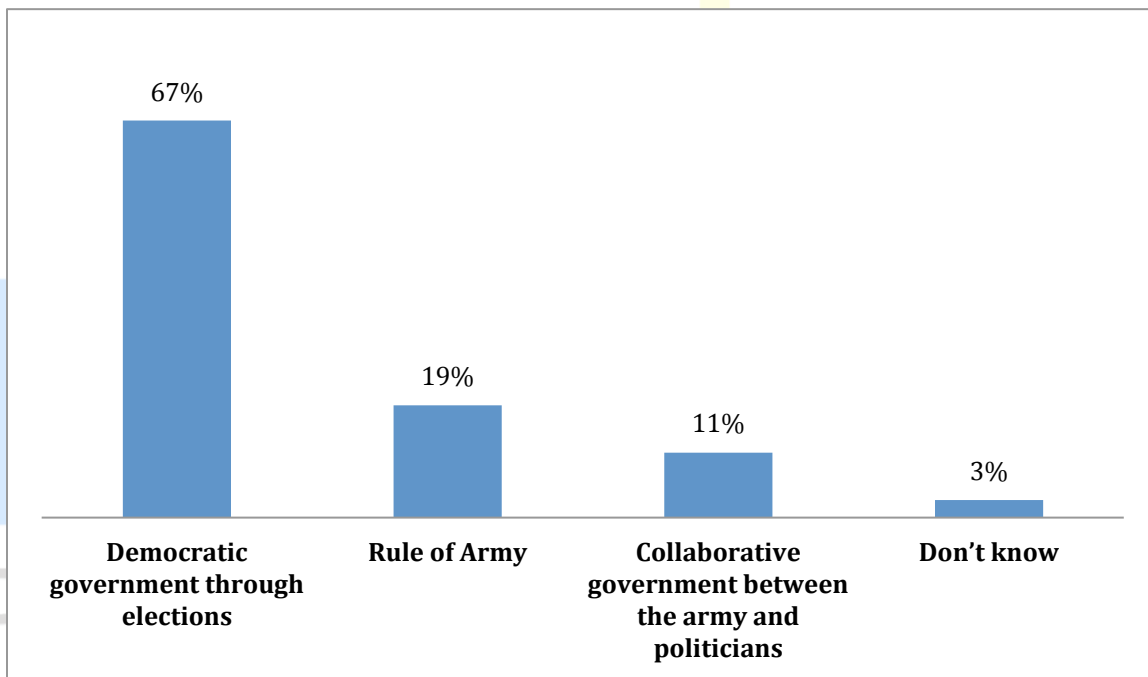
Pakistan Institute of  
Legislative Development  
And Transparency

## Democracy vs. other Systems

Question: A substantial 67% of the country's population believes that democratically elected governments constitute the best system for Pakistan. Crucially, the popular appetite for another Army rule in the country remains low – only 19% Pakistanis see another military rule as the best system for the country.

**Figure 1: Democracy vs. other Systems**

Question: **In your opinion, which system of government is best for the country?**



Source: *Quality of Democracy and Governance Survey, 2014 (PILDAT)*

**Notes:**

**Age:** Young: Under 30 years of age; Middle: Between 30 and 50 years of age; Old: Above 51 years of age

**Income codes:** **Low:** Up to Rs. 14000 (In 2014 this represented the lowest quintile). **Medium:** Rs. 14000 to 20,000 (In 2014 this represented the 2nd and 3rd Quintile). **High:** More than 20,000 (In 2014 this represented the 4th and 5th Quintiles)

**Location:** Urban is defined as location defined as town or city in the census, the total in Pakistan being 470 constituting 35% of the population; Rural is defined as a population living in villages as in the latest census, approximating ~45,000, consisting 65% of the population.

**Methodology:** Sample Size: 3065; Coverage: National/Rural and Urban/All four provinces; Mode: Face to face; Survey dates: July 16 – August 6, 2014. Estimated error margin:  $\pm 3\text{-}5\%$  at 95% confidence level.

**Table 1: Democracy vs other Systems**

Question: **In your opinion, which system of government is the best for the country?**

*Figures are row percentages*

	Democratic government through elections	Rule of Army	Collaborative government between the army and politicians	Don't know
<b>All Pakistan Average</b>	67	19	11	3
<b>Gender</b>				
<b>Male</b>	74	15	8	3
<b>Female</b>	58	23	14	5
<b>Respondent Age</b>				
<b>Young (Under 30)</b>	65	18	12	5
<b>Middle (30-50)</b>	67	19	10	4
<b>Old (50+)</b>	68	21	10	1
<b>Household Income</b>				
<b>Low</b>	66	20	10	4
<b>Medium</b>	67	19	10	4
<b>High</b>	68	18	12	2
<b>Province</b>				
<b>Punjab</b>	71	17	7	5
<b>Sindh</b>	54	25	19	2
<b>KP</b>	62	25	11	2
<b>Balochistan</b>	83	5	12	1
<b>Location</b>				
<b>Rural</b>	71	16	9	4
<b>Urban</b>	58	25	14	3
<b>Voting Intention</b>				
<b>PML-N</b>	81	12	5	2
<b>PTI</b>	63	24	10	3
<b>PPP</b>	69	15	12	4
<b>All others</b>	59	22	14	5

**Notes:**

**Age:** Young: Under 30 years of age; Middle: Between 30 and 50 years of age; Old: Above 51 years of age

**Income codes:** Low: Up to Rs. 14000 (In 2014 this represented the lowest quintile). Medium: Rs. 14000 to 20,000 (In 2014 this represented the 2nd and 3rd Quintile). High: More than 20,000 (In 2014 this represented the 4th and 5th Quintiles)

**Location:** Urban is defined as location defined as town or city in the census, the total in Pakistan being 470 constituting 35% of the population; Rural is defined as a population living in villages as in the latest census, approximating ~45,000, consisting 65% of the population.

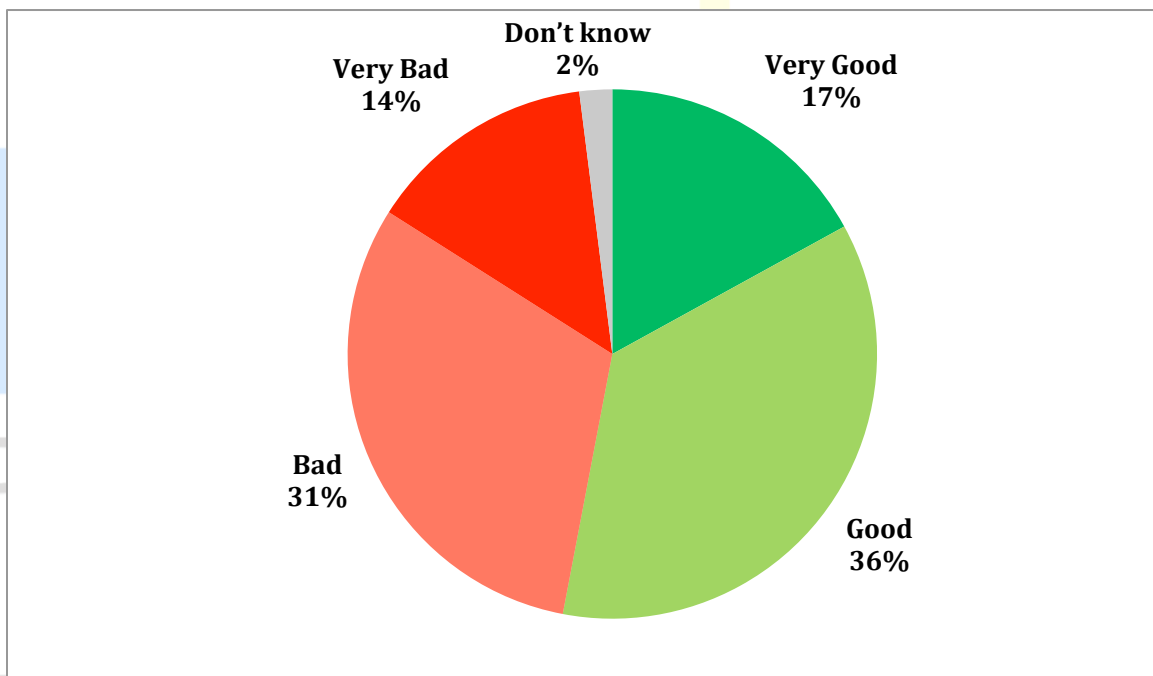
**Methodology:** Sample Size: 3065; Coverage: National/Rural and Urban/All four provinces; Mode: Face to face; Survey dates: July 16 – August 6, 2014. Estimated error margin: ±3-5% at 95% confidence level.

## Trust in Leaders: Prime Minister Nawaz Sharif

The majority of the country's population sees Prime Minister Nawaz Sharif in a positive light. 53% of all Pakistanis see him as a Good or Very Good leader. 45% Pakistanis disagree, and assert that they assess him as a Bad or Very Bad political leader.

**Figure 2.1: Trust in Leaders: Prime Minister Nawaz Sharif**

Question: **What is your opinion about the following prominent leaders?**



Source: *Quality of Democracy and Governance Survey, 2014 (PILDAT)*

**Notes:**

**Age:** Young: Under 30 years of age; Middle: Between 30 and 50 years of age; Old: Above 51 years of age

**Income codes:** Low: Up to Rs. 14000 (In 2014 this represented the lowest quintile). Medium: Rs. 14000 to 20,000 (In 2014 this represented the 2nd and 3rd Quintile). High: More than 20,000 (In 2014 this represented the 4th and 5th Quintiles)

**Location:** Urban is defined as location defined as town or city in the census, the total in Pakistan being 470 constituting 35% of the population; Rural is defined as a population living in villages as in the latest census, approximating ~45,000, consisting 65% of the population.

**Methodology:** Sample Size: 3065; Coverage: National/Rural and Urban/All four provinces; Mode: Face to face; Survey dates: July 16 – August 6, 2014. Estimated error margin: ±3-5% at 95% confidence level.

**Table 2.1: Trust in Leaders: Prime Minister Nawaz Sharif**

Question: **What is your opinion about the following prominent leaders?**

*Figures are row percentages*

	Prime Minister Nawaz Sharif				
	Very Good	Good	Bad	Very Bad	Don't Know
	1	2	3	4	5
<b>All Pakistan Average</b>	17	36	31	14	2
<b>Gender</b>					
<b>Male</b>	18	40	29	11	2
<b>Female</b>	16	33	34	16	1
<b>Respondent Age</b>					
<b>Young (Under 30)</b>	16	35	34	14	1
<b>Middle (30-50)</b>	18	39	29	13	1
<b>Old (50+)</b>	15	30	37	17	1
<b>Household Income</b>					
<b>Low</b>	17	32	31	18	2
<b>Medium</b>	18	41	29	11	1
<b>High</b>	17	32	37	13	1
<b>Province</b>					
<b>Punjab</b>	19	41	26	11	3
<b>Sindh</b>	13	21	45	21	0
<b>KP</b>	10	42	30	18	0
<b>Balochistan</b>	30	41	27	2	0
<b>Location</b>					
<b>Rural</b>	19	38	29	13	1
<b>Urban</b>	13	33	37	16	1
<b>Voting Intention</b>					
<b>PML-N</b>	41	50	6	3	0
<b>PTI</b>	4	32	44	19	1
<b>PPP</b>	7	21	52	20	2
<b>All Others</b>	12	35	35	16	2

**Notes:**

**Age:** Young: Under 30 years of age; Middle: Between 30 and 50 years of age; Old: Above 51 years of age

**Income codes:** Low: Up to Rs. 14000 (In 2014 this represented the lowest quintile). Medium: Rs. 14000 to 20,000 (In 2014 this represented the 2nd and 3rd Quintile). High: More than 20,000 (In 2014 this represented the 4th and 5th Quintiles)

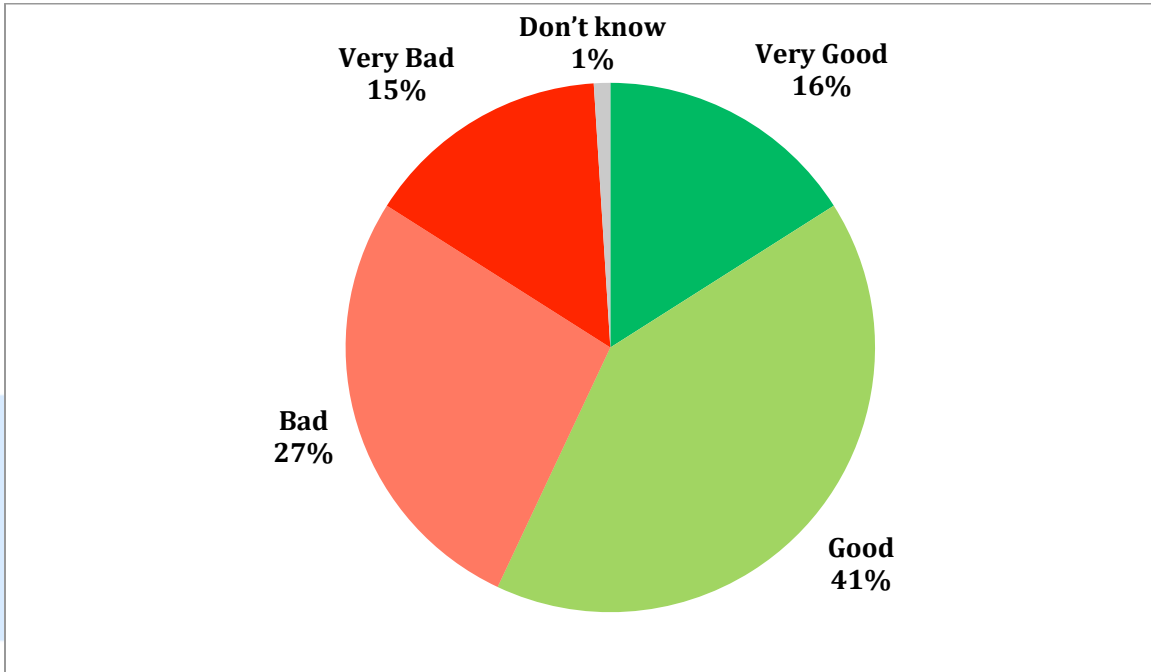
**Location:** Urban is defined as location defined as town or city in the census, the total in Pakistan being 470 constituting 35% of the population; Rural is defined as a population living in villages as in the latest census, approximating 45,000, consisting 65% of the population.

**Methodology:** Sample Size: 3065; Coverage: National/Rural and Urban/All four provinces; Mode: Face to face; Survey dates: July 16 – August 6, 2014. Estimated error margin: ±3-5% at 95% confidence level.



**Figure 2.2: Trust in Leaders: Mr. Muhammad Shahbaz Sharif**

Question: **What is your opinion about the following prominent leaders?**



Source: *Quality of Democracy and Governance Survey, 2014 (PILDAT)*

**Notes:**

**Age:** Young: Under 30 years of age; Middle: Between 30 and 50 years of age; Old: Above 51 years of age

**Income codes:** Low: Up to Rs. 14000 (In 2014 this represented the lowest quintile). Medium: Rs. 14000 to 20,000 (In 2014 this represented the 2nd and 3rd Quintile). High: More than 20,000 (In 2014 this represented the 4th and 5th Quintiles)

**Location:** Urban is defined as location defined as town or city in the census, the total in Pakistan being 470 constituting 35% of the population; Rural is defined as a population living in villages as in the latest census, approximating ~45,000, consisting 65% of the population.

**Methodology:** Sample Size: 3065; Coverage: National/Rural and Urban/All four provinces; Mode: Face to face; Survey dates: July 16 – August 6, 2014. Estimated error margin: +3-5% at 95% confidence level.

**Table 2.2: Trust in Leaders: Mr. Muhammad Shahbaz Sharif**

Question: **What is your opinion about the following prominent leaders?**

*Figures are row percentages*

	Shahbaz Sharif				
	Very Good	Good	Bad	Very Bad	Don't Know
	1	2	3	4	5
<b>All Pakistan Average</b>	16	41	27	15	1
<b>Gender</b>					
<b>Male</b>	18	44	25	13	0
<b>Female</b>	13	36	30	19	2
<b>Respondent Age</b>					
<b>Young (Under 30)</b>	14	40	28	17	1
<b>Middle (30-50)</b>	17	42	26	15	0
<b>Old (50+)</b>	17	34	35	14	0
<b>Household Income</b>					
<b>Low</b>	12	39	30	18	1
<b>Medium</b>	18	45	24	13	0
<b>High</b>	20	33	30	16	1
<b>Province</b>					
<b>Punjab</b>	20	44	22	12	2
<b>Sindh</b>	3	33	39	24	1
<b>KP</b>	7	40	34	18	1
<b>Balochistan</b>	44	37	14	5	0
<b>Location</b>					
<b>Rural</b>	18	41	25	15	1
<b>Urban</b>	12	38	32	17	1
<b>Voting Intention</b>					
<b>PML-N</b>	38	50	8	4	0
<b>PTI</b>	5	38	41	16	0
<b>PPP</b>	5	24	40	30	1
<b>All others</b>	11	41	29	18	1

**Notes:**

**Age:** Young: Under 30 years of age; Middle: Between 30 and 50 years of age; Old: Above 51 years of age

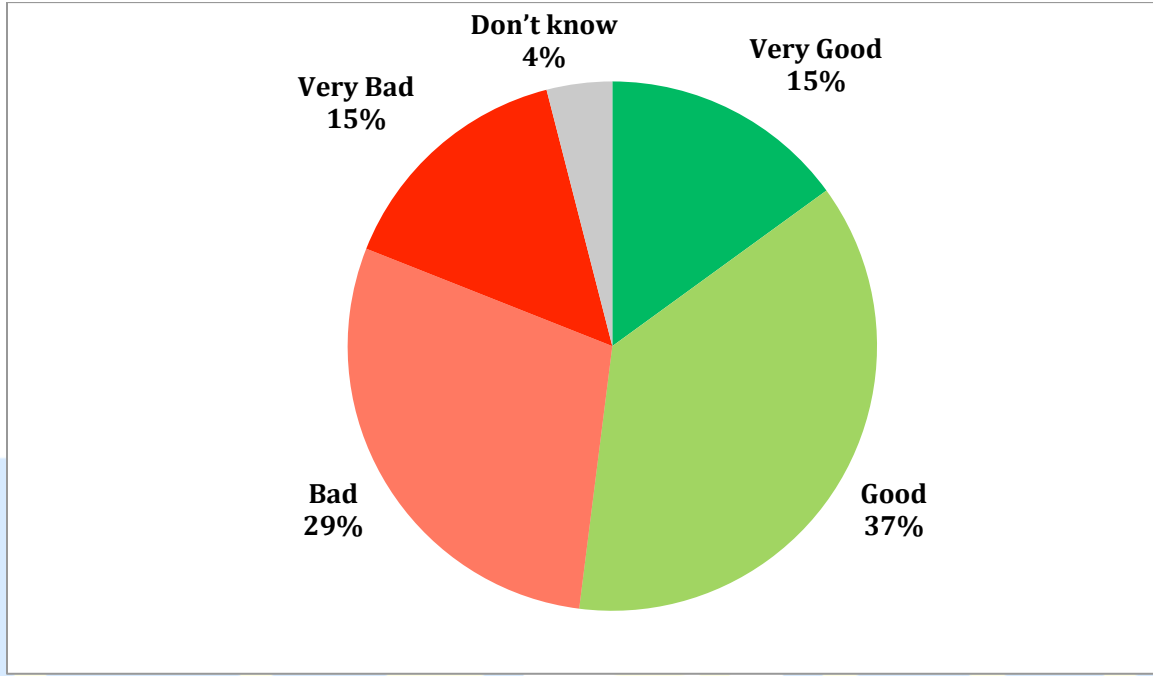
**Income codes:** **Low:** Up to Rs. 14000 (In 2014 this represented the lowest quintile). **Medium:** Rs. 14000 to 20,000 (In 2014 this represented the 2nd and 3rd Quintile). **High:** More than 20,000 (In 2014 this represented the 4th and 5th Quintiles)

**Location:** Urban is defined as location defined as town or city in the census, the total in Pakistan being 470 constituting 35% of the population; Rural is defined as a population living in villages as in the latest census, approximating ~45,000, consisting 65% of the population.

**Methodology:** Sample Size: 3065; Coverage: National/Rural and Urban/All four provinces; Mode: Face to face; Survey dates: July 16 – August 6, 2014. Estimated error margin: ±3-5% at 95% confidence level.

**Figure 2.3: Trust in Leaders: Mr. Imran Khan**

Question: **What is your opinion about the following prominent leaders?**



Source: *Quality of Democracy and Governance Survey, 2014 (PILDAT)*

**Notes:**

**Age:** Young: Under 30 years of age; Middle: Between 30 and 50 years of age; Old: Above 51 years of age

**Income codes:** Low: Up to Rs. 14000 (In 2014 this represented the lowest quintile). Medium: Rs. 14000 to 20,000 (In 2014 this represented the 2nd and 3rd Quintile). High: More than 20,000 (In 2014 this represented the 4th and 5th Quintiles)

**Location:** Urban is defined as location defined as town or city in the census, the total in Pakistan being 470 constituting 35% of the population; Rural is defined as a population living in villages as in the latest census, approximating ~45,000, consisting 65% of the population.

**Methodology:** Sample Size: 3065; Coverage: National/Rural and Urban/All four provinces; Mode: Face to face; Survey dates: July 16 – August 6, 2014. Estimated error margin:  $\pm 3\text{-}5\%$  at 95% confidence level.

Pakistan Institute of  
Legislative Development  
And Transparency

**Table 2.3: Trust in Leaders: Mr. Imran Khan**

Question: **What is your opinion about the following prominent leaders?**

*Figures are row percentages*

	Imran Khan				
	Very Good	Good	Bad	Very Bad	Don't Know
	1	2	3	4	5
<b>All Pakistan Average</b>	15	37	29	15	4
<b>Gender</b>					
<b>Male</b>	16	37	28	17	2
<b>Female</b>	14	38	31	13	4
<b>Respondent Age</b>					
<b>Young (Under 30)</b>	14	38	27	17	4
<b>Middle (30-50)</b>	17	37	30	14	2
<b>Old (50+)</b>	8	38	36	13	5
<b>Household Income</b>					
<b>Low</b>	20	37	27	14	2
<b>Medium</b>	14	38	31	15	2
<b>High</b>	12	37	30	19	2
<b>Province</b>					
<b>Punjab</b>	15	37	29	15	4
<b>Sindh</b>	9	43	32	16	0
<b>KP</b>	29	36	22	13	0
<b>Balochistan</b>	8	30	41	21	0
<b>Location</b>					
<b>Rural</b>	16	35	30	16	3
<b>Urban</b>	14	43	28	13	2
<b>Voting Intention</b>					
<b>PML-N</b>	6	25	45	22	2
<b>PTI</b>	47	39	9	5	0
<b>PPP</b>	8	42	31	18	1
<b>All others</b>	10	43	28	14	5

**Notes:**

**Age:** Young: Under 30 years of age; Middle: Between 30 and 50 years of age; Old: Above 51 years of age

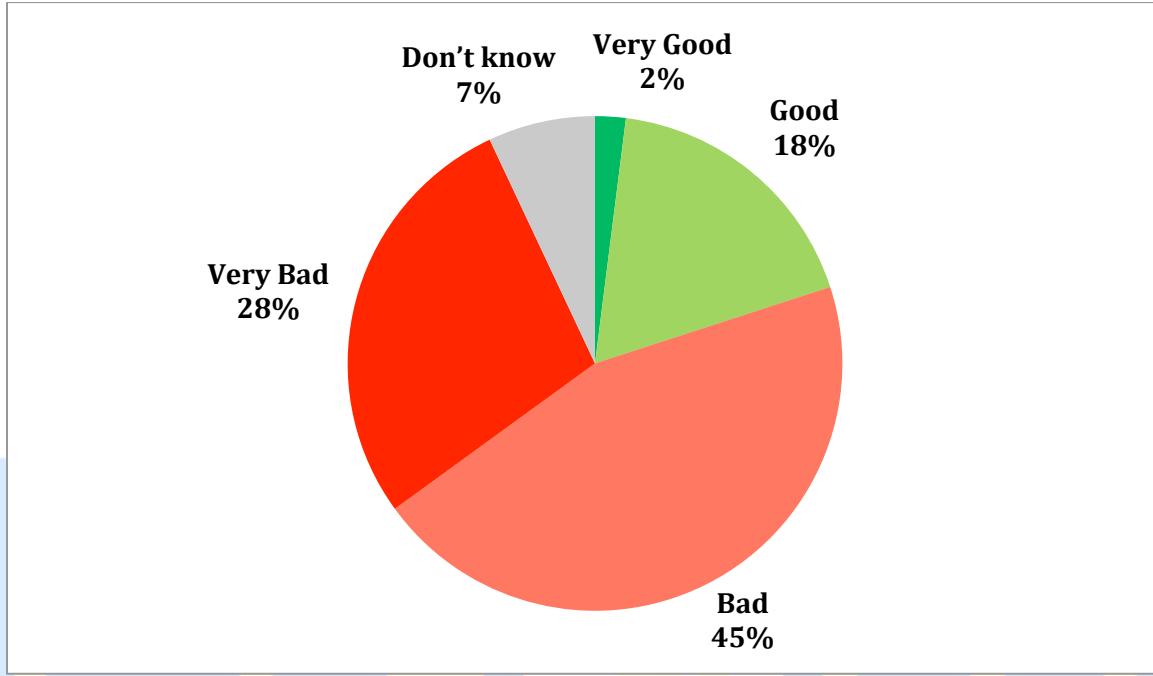
**Income codes:** **Low:** Up to Rs. 14000 (In 2014 this represented the lowest quintile). **Medium:** Rs. 14000 to 20,000 (In 2014 this represented the 2nd and 3rd Quintile). **High:** More than 20,000 (In 2014 this represented the 4th and 5th Quintiles)

**Location:** Urban is defined as location defined as town or city in the census, the total in Pakistan being 470 constituting 35% of the population; Rural is defined as a population living in villages as in the latest census, approximating ~45,000, consisting 65% of the population.

**Methodology:** Sample Size: 3065; Coverage: National/Rural and Urban/All four provinces; Mode: Face to face; Survey dates: July 16 – August 6, 2014. Estimated error margin: ±3-5% at 95% confidence level.

## Figure 2.4: Trust in Leaders: Chaudhry Shujaat Hussain

Question: What is your opinion about the following prominent leaders?



Source: *Quality of Democracy and Governance Survey, 2014 (PILDAT)*

**Notes:**

**Age:** Young: Under 30 years of age; Middle: Between 30 and 50 years of age; Old: Above 51 years of age

**Income codes:** Low: Up to Rs. 14000 (In 2014 this represented the lowest quintile). Medium: Rs. 14000 to 20,000 (In 2014 this represented the 2nd and 3rd Quintile). High: More than 20,000 (In 2014 this represented the 4th and 5th Quintiles)

**Location:** Urban is defined as location defined as town or city in the census, the total in Pakistan being 470 constituting 35% of the population; Rural is defined as a population living in villages as in the latest census, approximating ~45,000, consisting 65% of the population.

**Methodology:** Sample Size: 3065; Coverage: National/Rural and Urban/All four provinces; Mode: Face to face; Survey dates: July 16 – August 6, 2014. Estimated error margin:  $\pm 3\text{-}5\%$  at 95% confidence level.

Pakistan Institute of  
Legislative Development  
And Transparency

**Table 2.4: Trust in Leaders: Chaudhry Shujaat Hussain**

Question: **What is your opinion about the following prominent leaders?**

*Figures are row percentages*

	Chaudhary Shujaat Husaain				
	Very Good	Good	Bad	Very Bad	Don't Know
	1	2	3	4	5
<b>All Pakistan Average</b>	2	18	45	28	7
<b>Gender</b>					
<b>Male</b>	2	18	44	30	6
<b>Female</b>	2	18	47	26	7
<b>Respondent Age</b>					
<b>Young (Under 30)</b>	3	17	43	29	8
<b>Middle (30-50)</b>	2	19	47	28	4
<b>Old (50+)</b>	2	17	47	26	8
<b>Household Income</b>					
<b>Low</b>	3	17	44	30	6
<b>Medium</b>	2	17	46	28	7
<b>High</b>	1	20	46	26	7
<b>Province</b>					
<b>Punjab</b>	2	17	43	28	10
<b>Sindh</b>	1	20	45	30	4
<b>KP</b>	3	16	56	24	1
<b>Balochistan</b>	3	19	42	36	0
<b>Location</b>					
<b>Rural</b>	3	17	45	30	5
<b>Urban</b>	1	19	47	25	8
<b>Voting Intention</b>					
<b>PML-N</b>	1	13	47	32	7
<b>PTI</b>	2	22	50	24	3
<b>PPP</b>	2	19	44	35	1
<b>All others</b>	3	19	43	26	9

**Notes:**

**Age:** Young: Under 30 years of age; Middle: Between 30 and 50 years of age; Old: Above 51 years of age

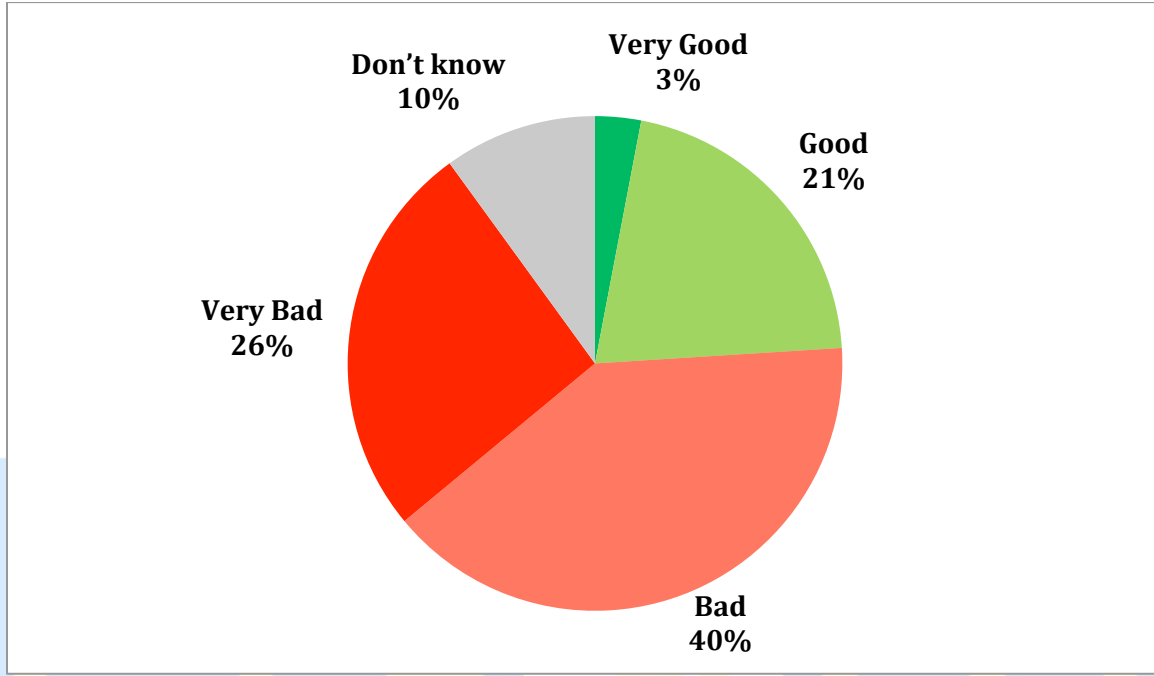
**Income codes:** **Low:** Up to Rs. 14000 (In 2014 this represented the lowest quintile). **Medium:** Rs. 14000 to 20,000 (In 2014 this represented the 2nd and 3rd Quintile). **High:** More than 20,000 (In 2014 this represented the 4th and 5th Quintiles)

**Location:** Urban is defined as location defined as town or city in the census, the total in Pakistan being 470 constituting 35% of the population; Rural is defined as a population living in villages as in the latest census, approximating ~45,000, consisting 65% of the population.

**Methodology:** Sample Size: 3065; Coverage: National/Rural and Urban/All four provinces; Mode: Face to face; Survey dates: July 16 – August 6, 2014. Estimated error margin: ±3-5% at 95% confidence level.

**Figure 2.5: Trust in Leaders: Maulana Fazlur Rehman**

Question: **What is your opinion about the following prominent leaders?**



Source: *Quality of Democracy and Governance Survey, 2014 (PILDAT)*

**Notes:**

**Age:** Young: Under 30 years of age; Middle: Between 30 and 50 years of age; Old: Above 51 years of age

**Income codes:** Low: Up to Rs. 14000 (In 2014 this represented the lowest quintile). Medium: Rs. 14000 to 20,000 (In 2014 this represented the 2nd and 3rd Quintile). High: More than 20,000 (In 2014 this represented the 4th and 5th Quintiles)

**Location:** Urban is defined as location defined as town or city in the census, the total in Pakistan being 470 constituting 35% of the population; Rural is defined as a population living in villages as in the latest census, approximating ~45,000, consisting 65% of the population.

**Methodology:** Sample Size: 3065; Coverage: National/Rural and Urban/All four provinces; Mode: Face to face; Survey dates: July 16 – August 6, 2014. Estimated error margin:  $\pm 3\text{-}5\%$  at 95% confidence level.

Pakistan Institute of  
Legislative Development  
And Transparency

**Table 2.5: Trust in Leaders: Maulana Fazlur Rehman**

Question: **What is your opinion about the following prominent leaders?**

*Figures are row percentages*

	Maulana Fazlur Rehman				
	Very Good	Good	Bad	Very Bad	Don't Know
	1	2	3	4	5
<b>All Pakistan Average</b>	3	21	40	26	10
<b>Gender</b>					
<b>Male</b>	4	22	38	27	9
<b>Female</b>	2	21	43	25	9
<b>Respondent Age</b>					
<b>Young (Under 30)</b>	4	20	41	25	10
<b>Middle (30-50)</b>	3	22	40	27	8
<b>Old (50+)</b>	1	21	42	23	13
<b>Household Income</b>					
<b>Low</b>	4	24	37	26	9
<b>Medium</b>	2	18	43	28	9
<b>High</b>	6	24	40	22	8
<b>Province</b>					
<b>Punjab</b>	3	17	40	27	13
<b>Sindh</b>	1	28	47	20	4
<b>KP</b>	6	19	35	39	1
<b>Balochistan</b>	17	38	35	10	0
<b>Location</b>					
<b>Rural</b>	4	20	40	27	9
<b>Urban</b>	3	25	41	24	7
<b>Voting Intention</b>					
<b>PML-N</b>	2	20	42	28	8
<b>PTI</b>	3	23	37	33	4
<b>PPP</b>	1	28	47	21	3
<b>All others</b>	5	19	39	24	13

**Notes:**

**Age:** Young: Under 30 years of age; Middle: Between 30 and 50 years of age; Old: Above 51 years of age

**Income codes:** **Low:** Up to Rs. 14000 (In 2014 this represented the lowest quintile). **Medium:** Rs. 14000 to 20,000 (In 2014 this represented the 2nd and 3rd Quintile). **High:** More than 20,000 (In 2014 this represented the 4th and 5th Quintiles)

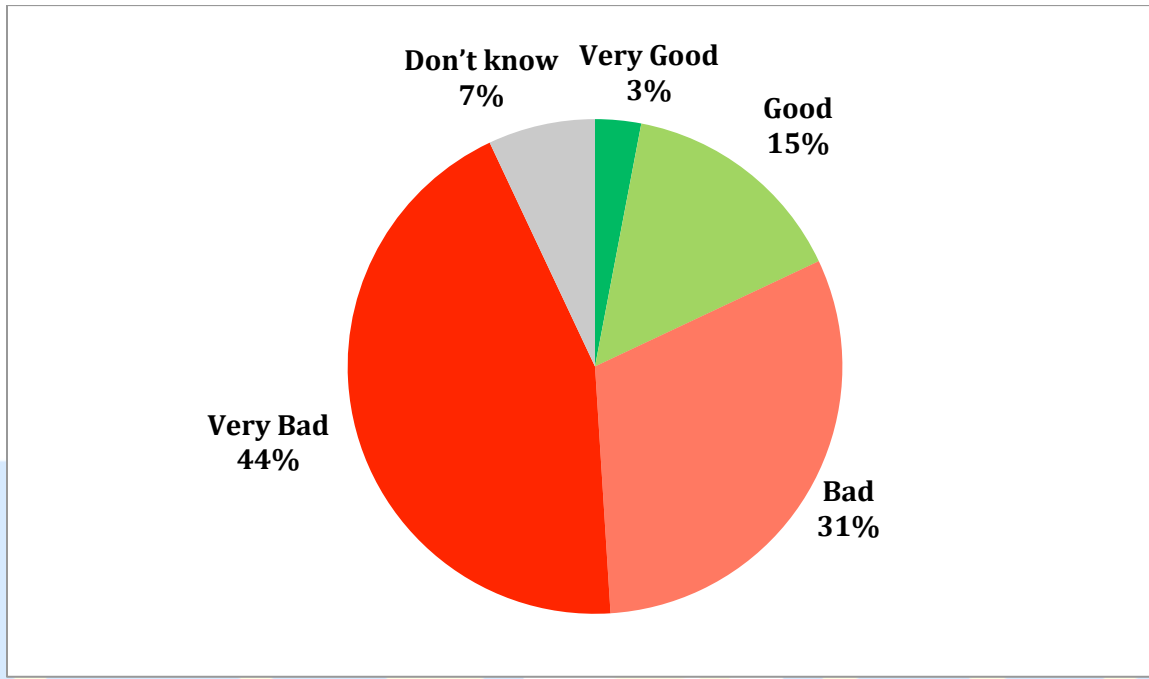
**Location:** Urban is defined as location defined as town or city in the census, the total in Pakistan being 470 constituting 35% of the population; Rural is defined as a population living in villages as in the latest census, approximating ~45,000, consisting 65% of the population.

**Methodology:** Sample Size: 3065; Coverage: National/Rural and Urban/All four provinces; Mode: Face to face; Survey dates: July 16 – August 6, 2014. Estimated error margin: ±3-5% at 95% confidence level.



**Figure 2.6: Trust in Leaders: Mr. Altaf Hussain**

Question: **What is your opinion about the following prominent leaders?**



Source: *Quality of Democracy and Governance Survey, 2014 (PILDAT)*

**Notes:**

**Age:** Young: Under 30 years of age; Middle: Between 30 and 50 years of age; Old: Above 51 years of age

**Income codes:** Low: Up to Rs. 14000 (In 2014 this represented the lowest quintile). Medium: Rs. 14000 to 20,000 (In 2014 this represented the 2nd and 3rd Quintile). High: More than 20,000 (In 2014 this represented the 4th and 5th Quintiles)

**Location:** Urban is defined as location defined as town or city in the census, the total in Pakistan being 470 constituting 35% of the population; Rural is defined as a population living in villages as in the latest census, approximating ~45,000, consisting 65% of the population.

**Methodology:** Sample Size: 3065; Coverage: National/Rural and Urban/All four provinces; Mode: Face to face; Survey dates: July 16 – August 6, 2014. Estimated error margin:  $\pm 3\text{-}5\%$  at 95% confidence level.

Pakistan Institute of  
Legislative Development  
And Transparency

**Table 2.6: Trust in Leaders: Mr. Altaf Hussain**

Question: **What is your opinion about the following prominent leaders?**

*Figures are row percentages*

	Altaf Hussain (MQM)				
	Very Good	Good	Bad	Very Bad	Don't Know
	1	2	3	4	5
<b>All Pakistan Average</b>	3	15	31	44	7
<b>Gender</b>					
<b>Male</b>	3	14	33	43	7
<b>Female</b>	4	15	29	44	8
<b>Respondent Age</b>					
<b>Young (Under 30)</b>	3	13	30	46	8
<b>Middle (30-50)</b>	3	16	32	42	7
<b>Old (50+)</b>	5	13	31	44	7
<b>Household Income</b>					
<b>Low</b>	3	14	30	44	9
<b>Medium</b>	3	14	32	45	6
<b>High</b>	3	17	32	42	6
<b>Province</b>					
<b>Punjab</b>	1	9	29	49	12
<b>Sindh</b>	9	24	25	40	2
<b>KP</b>	2	21	43	30	4
<b>Balochistan</b>	2	13	48	37	0
<b>Location</b>					
<b>Rural</b>	2	11	32	47	8
<b>Urban</b>	7	21	29	38	5
<b>Voting Intention</b>					
<b>PML-N</b>	2	8	34	49	7
<b>PTI</b>	1	18	35	38	8
<b>PPP</b>	2	10	31	55	2
<b>All others</b>	5	18	28	40	9

**Notes:**

**Age:** Young: Under 30 years of age; Middle: Between 30 and 50 years of age; Old: Above 51 years of age

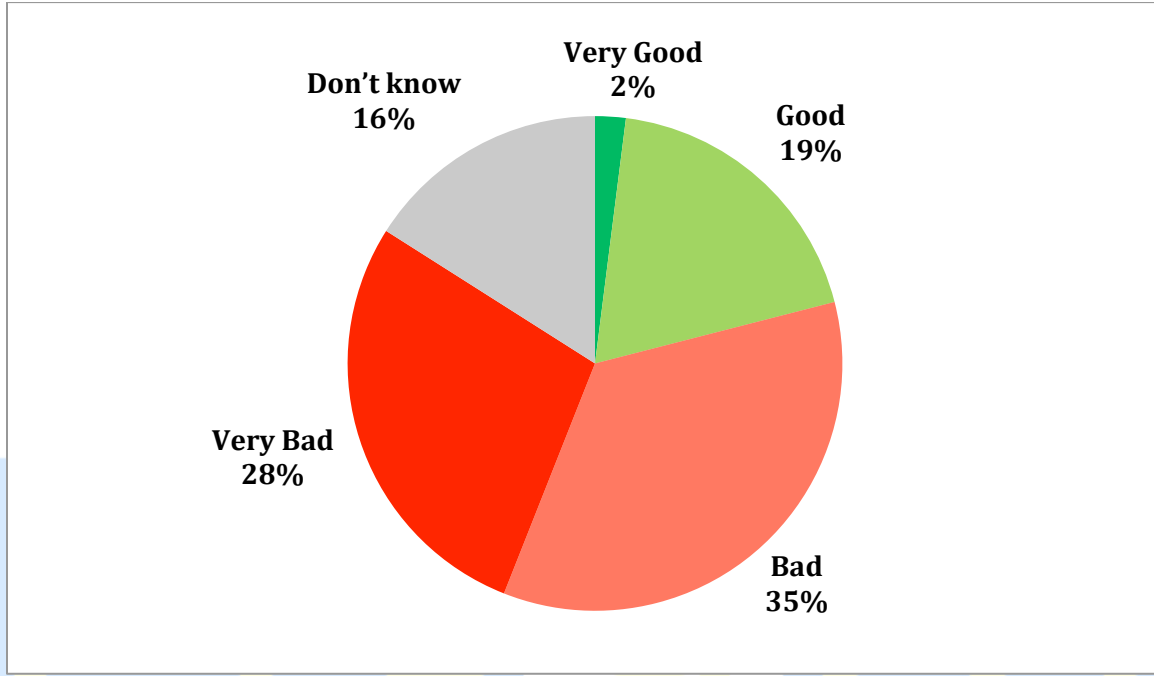
**Income codes:** **Low:** Up to Rs. 14000 (In 2014 this represented the lowest quintile). **Medium:** Rs. 14000 to 20,000 (In 2014 this represented the 2nd and 3rd Quintile). **High:** More than 20,000 (In 2014 this represented the 4th and 5th Quintiles)

**Location:** Urban is defined as location defined as town or city in the census, the total in Pakistan being 470 constituting 35% of the population; Rural is defined as a population living in villages as in the latest census, approximating ~45,000, consisting 65% of the population.

**Methodology:** Sample Size: 3065; Coverage: National/Rural and Urban/All four provinces; Mode: Face to face; Survey dates: July 16 – August 6, 2014. Estimated error margin: ±3-5% at 95% confidence level.

**Figure 2.7: Trust in Leaders: Mr. Asfand Yar Wali**

Question: **What is your opinion about the following prominent leaders?**



Source: *Quality of Democracy and Governance Survey, 2014 (PILDAT)*

**Notes:**

**Age:** Young: Under 30 years of age; Middle: Between 30 and 50 years of age; Old: Above 51 years of age

**Income codes:** Low: Up to Rs. 14000 (In 2014 this represented the lowest quintile). Medium: Rs. 14000 to 20,000 (In 2014 this represented the 2nd and 3rd Quintile). High: More than 20,000 (In 2014 this represented the 4th and 5th Quintiles)

**Location:** Urban is defined as location defined as town or city in the census, the total in Pakistan being 470 constituting 35% of the population; Rural is defined as a population living in villages as in the latest census, approximating ~45,000, consisting 65% of the population.

**Methodology:** Sample Size: 3065; Coverage: National/Rural and Urban/All four provinces; Mode: Face to face; Survey dates: July 16 – August 6, 2014. Estimated error margin:  $\pm 3\text{-}5\%$  at 95% confidence level.

Pakistan Institute of  
Legislative Development  
And Transparency

**Table 2.7: Trust in Leaders: Mr. Asfand Yar Wali**

Question: **What is your opinion about the following prominent leaders?**

*Figures are row percentages*

	Asfand Yar Wali (ANP)				
	Very Good	Good	Bad	Very Bad	Don't Know
	1	2	3	4	5
<b>All Pakistan Average</b>	2	19	35	28	16
<b>Gender</b>					
<b>Male</b>	3	21	36	29	11
<b>Female</b>	2	17	35	27	19
<b>Respondent Age</b>					
<b>Young (Under 30)</b>	3	19	34	28	16
<b>Middle (30-50)</b>	2	20	37	28	14
<b>Old (50+)</b>	2	17	34	23	23
<b>Household Income</b>					
<b>Low</b>	2	23	33	29	13
<b>Medium</b>	2	16	38	29	15
<b>High</b>	4	21	32	25	18
<b>Province</b>					
<b>Punjab</b>	1	14	34	28	23
<b>Sindh</b>	2	25	38	28	7
<b>KP</b>	5	25	37	32	1
<b>Balochistan</b>	11	39	33	17	0
<b>Location</b>					
<b>Rural</b>	3	17	36	29	15
<b>Urban</b>	1	24	34	26	15
<b>Voting Intention</b>					
<b>PML-N</b>	2	13	39	34	12
<b>PTI</b>	2	23	36	30	9
<b>PPP</b>	2	26	41	27	4
<b>All others</b>	3	20	32	24	21

**Notes:**

**Age:** Young: Under 30 years of age; Middle: Between 30 and 50 years of age; Old: Above 51 years of age

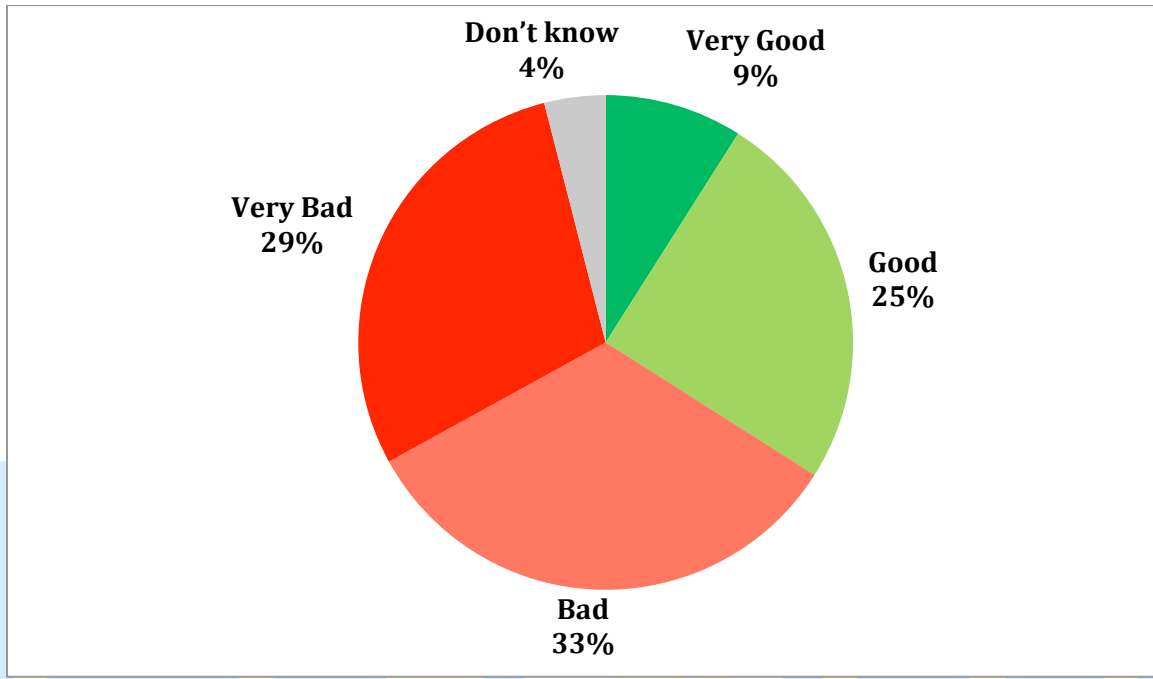
**Income codes:** Low: Up to Rs. 14000 (In 2014 this represented the lowest quintile). Medium: Rs. 14000 to 20,000 (In 2014 this represented the 2nd and 3rd Quintile). High: More than 20,000 (In 2014 this represented the 4th and 5th Quintiles)

**Location:** Urban is defined as location defined as town or city in the census, the total in Pakistan being 470 constituting 35% of the population; Rural is defined as a population living in villages as in the latest census, approximating 45,000, consisting 65% of the population.

**Methodology:** Sample Size: 3065; Coverage: National/Rural and Urban/All four provinces; Mode: Face to face; Survey dates: July 16 – August 6, 2014. Estimated error margin: ±3-5% at 95% confidence level.

**Figure 2.8: Trust in Leaders: Gen. (Retd.) Pervez Musharraf**

Question: **What is your opinion about the following prominent leaders?**



Source: *Quality of Democracy and Governance Survey, 2014 (PILDAT)*

**Notes:**

**Age:** Young: Under 30 years of age; Middle: Between 30 and 50 years of age; Old: Above 51 years of age

**Income codes:** Low: Up to Rs. 14000 (In 2014 this represented the lowest quintile). Medium: Rs. 14000 to 20,000 (In 2014 this represented the 2nd and 3rd Quintile). High: More than 20,000 (In 2014 this represented the 4th and 5th Quintiles)

**Location:** Urban is defined as location defined as town or city in the census, the total in Pakistan being 470 constituting 35% of the population; Rural is defined as a population living in villages as in the latest census, approximating ~45,000, consisting 65% of the population.

**Methodology:** Sample Size: 3065; Coverage: National/Rural and Urban/All four provinces; Mode: Face to face; Survey dates: July 16 – August 6, 2014. Estimated error margin:  $\pm 3\text{-}5\%$  at 95% confidence level.

Pakistan Institute of  
Legislative Development  
And Transparency

**Table 2.8: Trust in Leaders: Gen. (Retd.) Pervez Musharraf**

Question: **What is your opinion about the following prominent leaders?**

*Figures are row percentages*

	Pervez Musharraf				
	Very Good	Good	Bad	Very Bad	Don't Know
	1	2	3	4	5
<b>All Pakistan Average</b>	9	25	33	29	4
<b>Gender</b>					
<b>Male</b>	7	24	34	30	5
<b>Female</b>	13	26	31	27	3
<b>Respondent Age</b>					
<b>Young (Under 30)</b>	9	24	33	30	4
<b>Middle (30-50)</b>	9	24	33	29	5
<b>Old (50+)</b>	13	32	29	22	4
<b>Household Income</b>					
<b>Low</b>	10	24	32	29	5
<b>Medium</b>	8	25	34	29	4
<b>High</b>	13	24	33	26	4
<b>Province</b>					
<b>Punjab</b>	9	27	32	26	6
<b>Sindh</b>	16	27	29	28	0
<b>KP</b>	2	18	41	38	1
<b>Balochistan</b>	7	13	41	39	0
<b>Location</b>					
<b>Rural</b>	7	23	34	32	4
<b>Urban</b>	15	29	30	22	4
<b>Voting Intention</b>					
<b>PML-N</b>	3	18	42	32	5
<b>PTI</b>	6	29	33	28	4
<b>PPP</b>	4	25	34	36	1
<b>All others</b>	16	27	27	25	5

**Notes:**

**Age:** Young: Under 30 years of age; Middle: Between 30 and 50 years of age; Old: Above 51 years of age

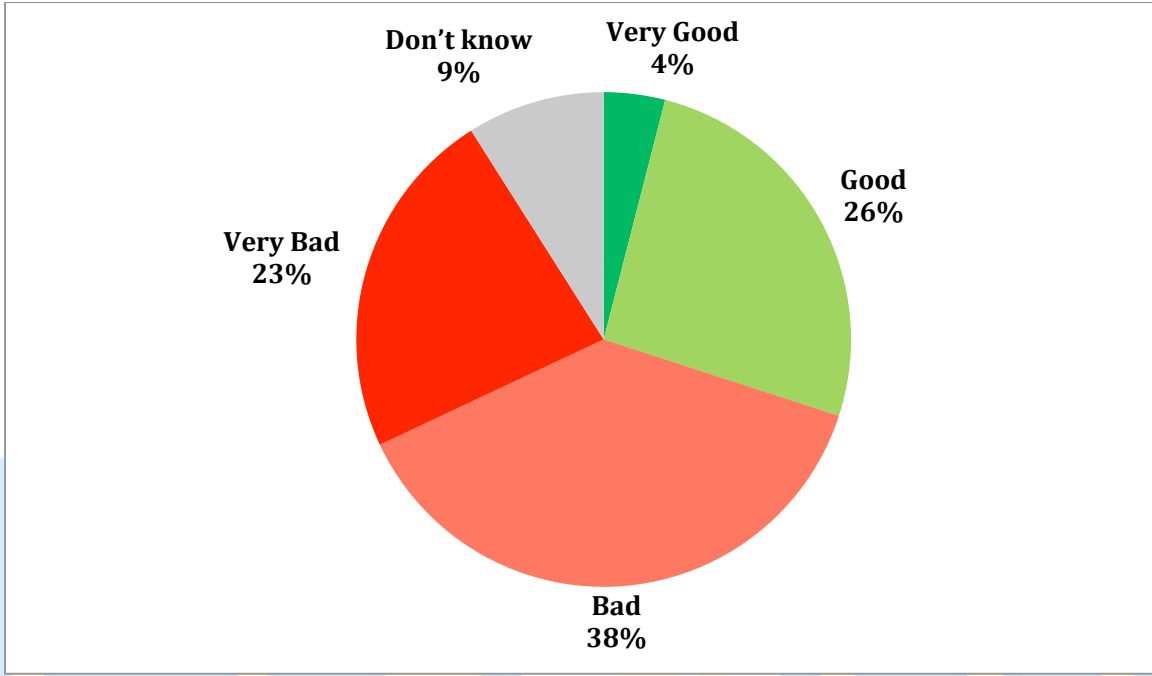
**Income codes:** **Low:** Up to Rs. 14000 (In 2014 this represented the lowest quintile). **Medium:** Rs. 14000 to 20,000 (In 2014 this represented the 2nd and 3rd Quintile). **High:** More than 20,000 (In 2014 this represented the 4th and 5th Quintiles)

**Location:** Urban is defined as location defined as town or city in the census, the total in Pakistan being 470 constituting 35% of the population; Rural is defined as a population living in villages as in the latest census, approximating ~45,000, consisting 65% of the population.

**Methodology:** Sample Size: 3065; Coverage: National/Rural and Urban/All four provinces; Mode: Face to face; Survey dates: July 16 – August 6, 2014. Estimated error margin:  $\pm 3-5\%$  at 95% confidence level.

**Figure 2.9: Trust in Leaders: Mr. Sirajul Haq**

Question: **What is your opinion about the following prominent leaders?**



Source: *Quality of Democracy and Governance Survey, 2014 (PILDAT)*

**Notes:**

**Age:** Young: Under 30 years of age; Middle: Between 30 and 50 years of age; Old: Above 51 years of age

**Income codes:** Low: Up to Rs. 14000 (In 2014 this represented the lowest quintile). Medium: Rs. 14000 to 20,000 (In 2014 this represented the 2nd and 3rd Quintile). High: More than 20,000 (In 2014 this represented the 4th and 5th Quintiles)

**Location:** Urban is defined as location defined as town or city in the census, the total in Pakistan being 470 constituting 35% of the population; Rural is defined as a population living in villages as in the latest census, approximating ~45,000, consisting 65% of the population.

**Methodology:** Sample Size: 3065; Coverage: National/Rural and Urban/All four provinces; Mode: Face to face; Survey dates: July 16 – August 6, 2014. Estimated error margin:  $\pm 3\text{-}5\%$  at 95% confidence level.

Pakistan Institute of  
Legislative Development  
And Transparency

**Table 2.9: Trust in Leaders: Mr. Sirajul Haq**

Question: **What is your opinion about the following prominent leaders?**

*Figures are row percentages*

	Sirajul Haq (JI)				
	Very Good	Good	Bad	Very Bad	Don't Know
	1	2	3	4	5
<b>All Pakistan Average</b>	4	26	38	23	9
<b>Gender</b>					
<b>Male</b>	5	29	34	22	10
<b>Female</b>	3	24	42	23	8
<b>Respondent Age</b>					
<b>Young (Under 30)</b>	3	25	38	24	10
<b>Middle (30-50)</b>	4	27	38	23	8
<b>Old (50+)</b>	2	29	35	18	16
<b>Household Income</b>					
<b>Low</b>	6	28	36	23	7
<b>Medium</b>	3	25	39	23	10
<b>High</b>	2	27	39	23	9
<b>Province</b>					
<b>Punjab</b>	5	27	33	20	15
<b>Sindh</b>	1	30	40	23	6
<b>KP</b>	2	19	46	32	1
<b>Balochistan</b>	5	22	50	22	1
<b>Location</b>					
<b>Rural</b>	5	22	39	25	9
<b>Urban</b>	2	35	35	18	10
<b>Voting Intention</b>					
<b>PML-N</b>	5	24	36	23	12
<b>PTI</b>	5	28	40	23	4
<b>PPP</b>	3	25	45	24	3
<b>All others</b>	3	27	36	22	12

**Notes:**

**Age:** Young: Under 30 years of age; Middle: Between 30 and 50 years of age; Old: Above 51 years of age

**Income codes:** **Low:** Up to Rs. 14000 (In 2014 this represented the lowest quintile). **Medium:** Rs. 14000 to 20,000 (In 2014 this represented the 2nd and 3rd Quintile). **High:** More than 20,000 (In 2014 this represented the 4th and 5th Quintiles)

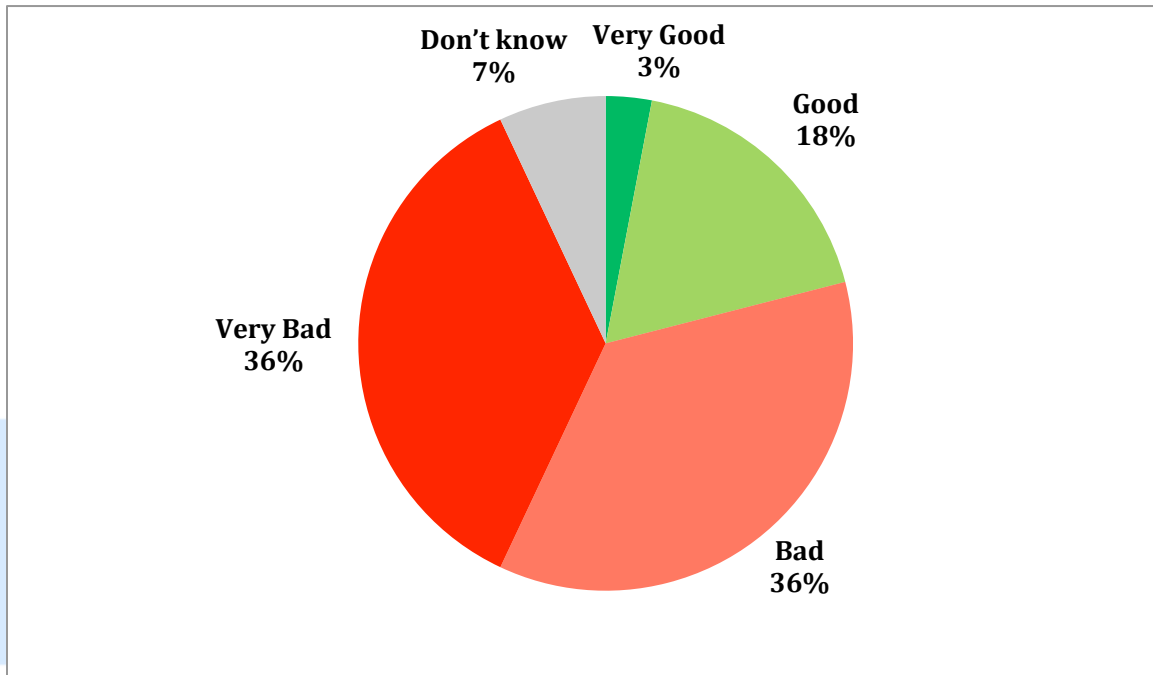
**Location:** Urban is defined as location defined as town or city in the census, the total in Pakistan being 470 constituting 35% of the population; Rural is defined as a population living in villages as in the latest census, approximating ~45,000, consisting 65% of the population.

**Methodology:** Sample Size: 3065; Coverage: National/Rural and Urban/All four provinces; Mode: Face to face; Survey dates: July 16 – August 6, 2014. Estimated error margin: ±3-5% at 95% confidence level.



**Figure 2.10: Trust in Leaders: Dr. Tahir-ul-Qadri**

Question: **What is your opinion about the following prominent leaders?**



Source: *Quality of Democracy and Governance Survey, 2014 (PILDAT)*

**Notes:**

**Age:** Young: Under 30 years of age; Middle: Between 30 and 50 years of age; Old: Above 51 years of age

**Income codes:** Low: Up to Rs. 14000 (In 2014 this represented the lowest quintile). Medium: Rs. 14000 to 20,000 (In 2014 this represented the 2nd and 3rd Quintile). High: More than 20,000 (In 2014 this represented the 4th and 5th Quintiles)

**Location:** Urban is defined as location defined as town or city in the census, the total in Pakistan being 470 constituting 35% of the population; Rural is defined as a population living in villages as in the latest census, approximating ~45,000, consisting 65% of the population.

**Methodology:** Sample Size: 3065; Coverage: National/Rural and Urban/All four provinces; Mode: Face to face; Survey dates: July 16 – August 6, 2014. Estimated error margin:  $\pm 3\text{-}5\%$  at 95% confidence level.

Pakistan Institute of  
Development  
And Transparency

**Table 2.10: Trust in Leaders: Dr. Tahir-ul-Qadri**

Question: What is your opinion about the following prominent leaders?

*Figures are row percentages*

	Dr. Tahir Ul Qadri				
	Very Good	Good	Bad	Very Bad	Don't Know
	1	2	3	4	5
<b>All Pakistan Average</b>	3	18	36	36	7
<b>Gender</b>					
<b>Male</b>	4	19	33	38	6
<b>Female</b>	2	17	40	34	6
<b>Respondent Age</b>					
<b>Young (Under 30)</b>	3	18	34	38	7
<b>Middle (30-50)</b>	4	19	38	34	5
<b>Old (50+)</b>	3	16	36	38	7
<b>Household Income</b>					
<b>Low</b>	4	19	35	37	5
<b>Medium</b>	3	19	38	34	6
<b>High</b>	3	15	36	40	6
<b>Province</b>					
<b>Punjab</b>	4	19	32	36	9
<b>Sindh</b>	3	17	38	39	3
<b>KP</b>	3	22	45	28	2
<b>Balochistan</b>	0	10	47	42	1
<b>Location</b>					
<b>Rural</b>	3	17	37	37	6
<b>Urban</b>	4	22	35	33	6
<b>Voting Intention</b>					
<b>PML-N</b>	2	13	41	39	5
<b>PTI</b>	8	25	35	27	5
<b>PPP</b>	1	13	41	43	2
<b>All others</b>	3	20	33	36	8

**Notes:**

**Age:** Young: Under 30 years of age; Middle: Between 30 and 50 years of age; Old: Above 51 years of age

**Income codes:** Low: Up to Rs. 14000 (In 2014 this represented the lowest quintile). Medium: Rs. 14000 to 20,000 (In 2014 this represented the 2nd and 3rd Quintile). High: More than 20,000 (In 2014 this represented the 4th and 5th Quintiles)

**Location:** Urban is defined as location defined as town or city in the census, the total in Pakistan being 470 constituting 35% of the population; Rural is defined as a population living in villages as in the latest census, approximating ~45,000, consisting 65% of the population.

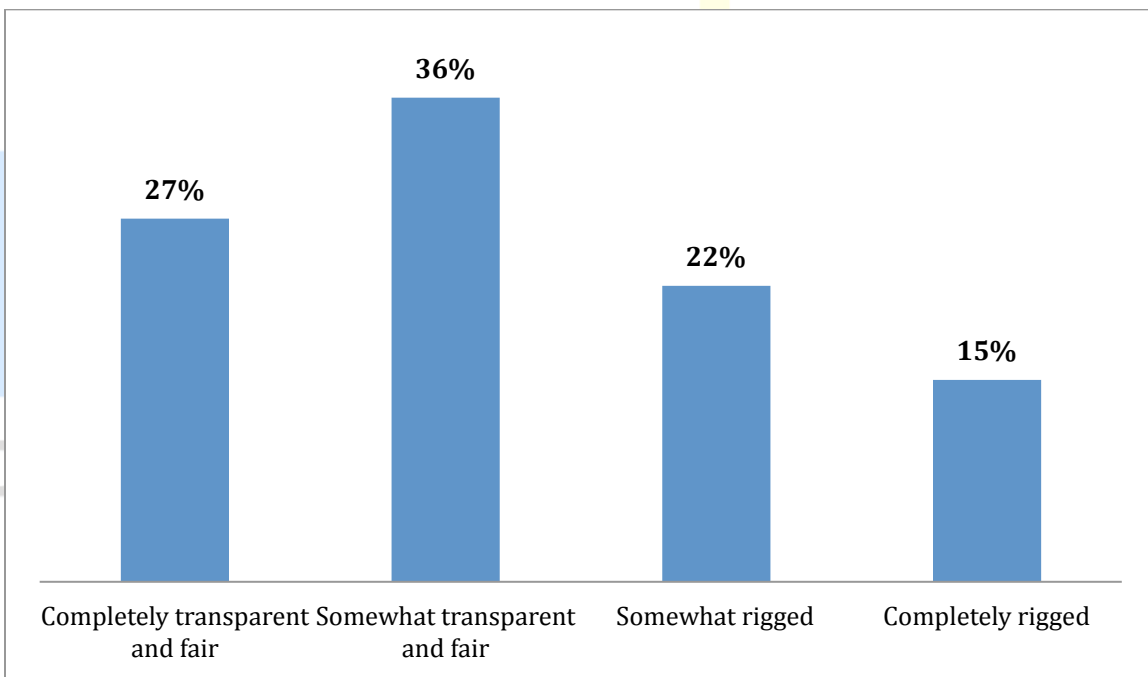
**Methodology:** Sample Size: 3065; Coverage: National/Rural and Urban/All four provinces; Mode: Face to face; Survey dates: July 16 – August 6, 2014. Estimated error margin: ±3-5% at 95% confidence level.

## Perception of General Election 2013

A substantial 63% of all Pakistanis believe that the elections in 2013 were somewhat to completely transparent and fair. Only 37% respondents see the Elections as somewhat rigged to completely rigged.

**Figure 3: Perception of General Election 2013**

Question: **Some people think that General Election 2013 was transparent and fair whereas some people think that the election was rigged. In your opinion, to what extent was the election transparent and fair?**



Source: *Quality of Democracy and Governance Survey, 2014 (PILDAT)*

**Notes:**

**Age:** Young: Under 30 years of age; Middle: Between 30 and 50 years of age; Old: Above 51 years of age

**Income codes:** Low: Up to Rs. 14000 (In 2014 this represented the lowest quintile). Medium: Rs. 14000 to 20,000 (In 2014 this represented the 2nd and 3rd Quintile). High: More than 20,000 (In 2014 this represented the 4th and 5th Quintiles)

**Location:** Urban is defined as location defined as town or city in the census, the total in Pakistan being 470 constituting 35% of the population; Rural is defined as a population living in villages as in the latest census, approximating ~45,000, consisting 65% of the population.

**Methodology:** Sample Size: 3065; Coverage: National/Rural and Urban/All four provinces; Mode: Face to face; Survey dates: July 16 – August 6, 2014. Estimated error margin:  $\pm 3-5\%$  at 95% confidence level.

**Table 3: Perception of General Election 2013**

Question: Some people think that General Election 2013 was transparent and fair whereas some people think that the election was rigged. In your opinion, to what extent was the election transparent and fair?

*Figures are row percentages*

	Completely transparent and fair	Somewhat transparent and fair	Somewhat rigged	Completely rigged
	1	2	3	4
<b>All Pakistan Average</b>	27	36	22	15
<b>Gender</b>				
Male	28	35	24	13
Female	26	37	20	17
<b>Respondent Age</b>				
Young (Under 30)	25	35	24	16
Middle (30-50)	29	37	21	13
Old (50+)	21	38	21	20
<b>Household Income</b>				
Low	30	31	23	16
Medium	28	39	20	13
High	18	38	25	19
<b>Province</b>				
Punjab	27	43	20	10
Sindh	11	28	34	27
KP	53	20	12	15
Balochistan	31	39	22	8
<b>Location</b>				
Rural	30	36	20	14
Urban	20	37	27	16
<b>Voting Intention</b>				
PML-N	43	48	6	3
PTI	34	24	26	16
PPP	12	29	32	27
All others	19	36	27	18

**Notes:**

**Age:** Young: Under 30 years of age; Middle: Between 30 and 50 years of age; Old: Above 51 years of age

**Income codes:** Low: Up to Rs. 14000 (In 2014 this represented the lowest quintile). Medium: Rs. 14000 to 20,000 (In 2014 this represented the 2nd and 3rd Quintile). High: More than 20,000 (In 2014 this represented the 4th and 5th Quintiles)

**Location:** Urban is defined as location defined as town or city in the census, the total in Pakistan being 470 constituting 35% of the population; Rural is defined as a population living in villages as in the latest census, approximating ~45,000, consisting 65% of the population.

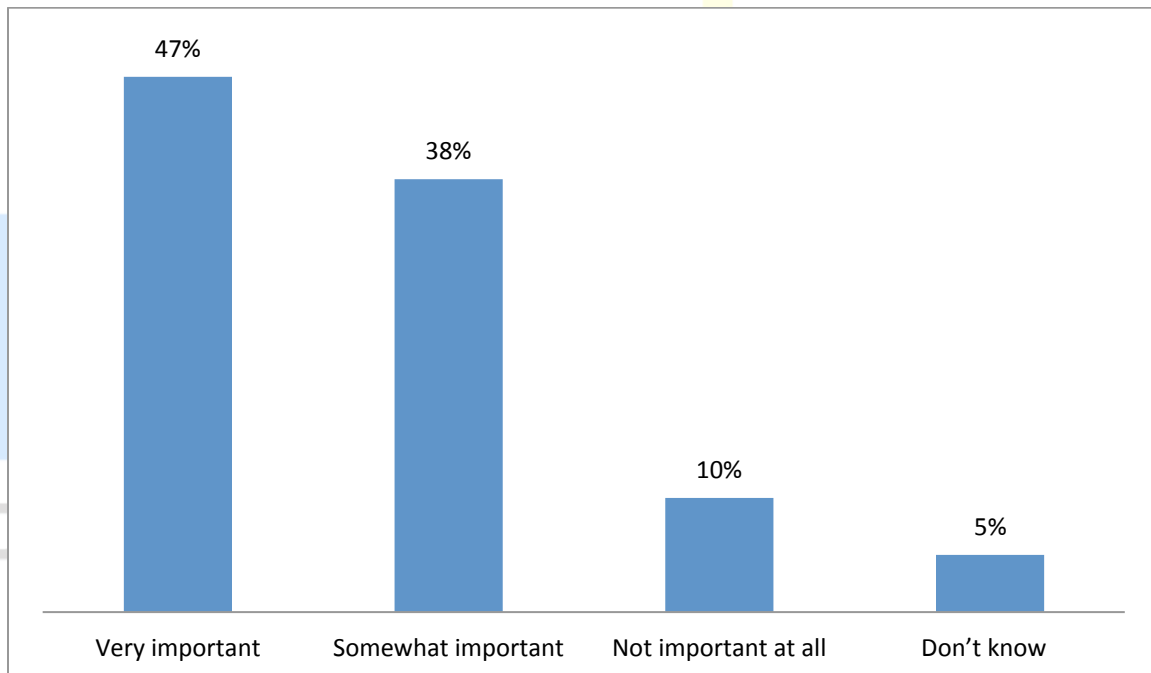
**Methodology:** Sample Size: 3065; Coverage: National/Rural and Urban/All four provinces; Mode: Face to face; Survey dates: July 16 – August 6, 2014. Estimated error margin:  $\pm 3.5\%$  at 95% confidence level.

## Required Reforms in the ECP

The overwhelming majority of Pakistanis, 85% believe that it is critical that the Election Commission of Pakistan's functions be reformed and reconfigured, while only 10% did not consider it important.

**Figure 4: Required Reforms in the ECP**

Question: **Please tell us, how important is it to incorporate changes in the way Election Commission of Pakistan functions?**



Source: *Quality of Democracy and Governance Survey, 2014 (PILDAT)*

**Notes:**

**Age:** Young: Under 30 years of age; Middle: Between 30 and 50 years of age; Old: Above 51 years of age

**Income codes:** Low: Up to Rs. 14,000 (In 2014 this represented the lowest quintile). Medium: Rs. 14,000 to 20,000 (In 2014 this represented the 2nd and 3rd Quintile). High: More than 20,000 (In 2014 this represented the 4th and 5th Quintiles)

**Location:** Urban is defined as location defined as town or city in the census, the total in Pakistan being 470 constituting 35% of the population; Rural is defined as a population living in villages as in the latest census, approximating ~45,000, consisting 65% of the population.

**Methodology:** Sample Size: 3065; Coverage: National/Rural and Urban/All four provinces; Mode: Face to face; Survey dates: July 16 – August 6, 2014. Estimated error margin:  $\pm 3-5\%$  at 95% confidence level.

**Table 4: Required Reforms in the ECP**

Question: Please tell us, how important is it to incorporate changes in the way Election Commission of Pakistan functions?

*Figures are row percentages*

	A lot	Somewhat chance	Very little chance	No chance at all
	1	2	3	4
<b>All Pakistan Average</b>	47	38	10	5
<b>Gender</b>				
Male	48	38	10	4
Female	47	39	11	3
<b>Respondent Age</b>				
Young (Under 30)	46	37	13	4
Middle (30-50)	48	40	9	3
Old (50+)	49	36	9	6
<b>Household Income</b>				
Low	51	36	11	2
Medium	44	42	10	4
High	50	35	10	5
<b>Province</b>				
Punjab	45	41	10	4
Sindh	57	30	10	3
KP	43	44	10	3
Balochistan	45	38	17	0
<b>Location</b>				
Rural	45	39	12	4
Urban	53	37	7	3
<b>Voting Intention</b>				
PML-N	34	48	16	2
PTI	54	38	7	1
PPP	57	29	12	2
All others	50	36	8	6

**Notes:**

**Age:** Young: Under 30 years of age; Middle: Between 30 and 50 years of age; Old: Above 51 years of age

**Income codes:** Low: Up to Rs. 14000 (In 2014 this represented the lowest quintile). Medium: Rs. 14000 to 20,000 (In 2014 this represented the 2nd and 3rd Quintile). High: More than 20,000 (In 2014 this represented the 4th and 5th Quintiles)

**Location:** Urban is defined as location defined as town or city in the census, the total in Pakistan being 470 constituting 35% of the population; Rural is defined as a population living in villages as in the latest census, approximating ~45,000, consisting 65% of the population.

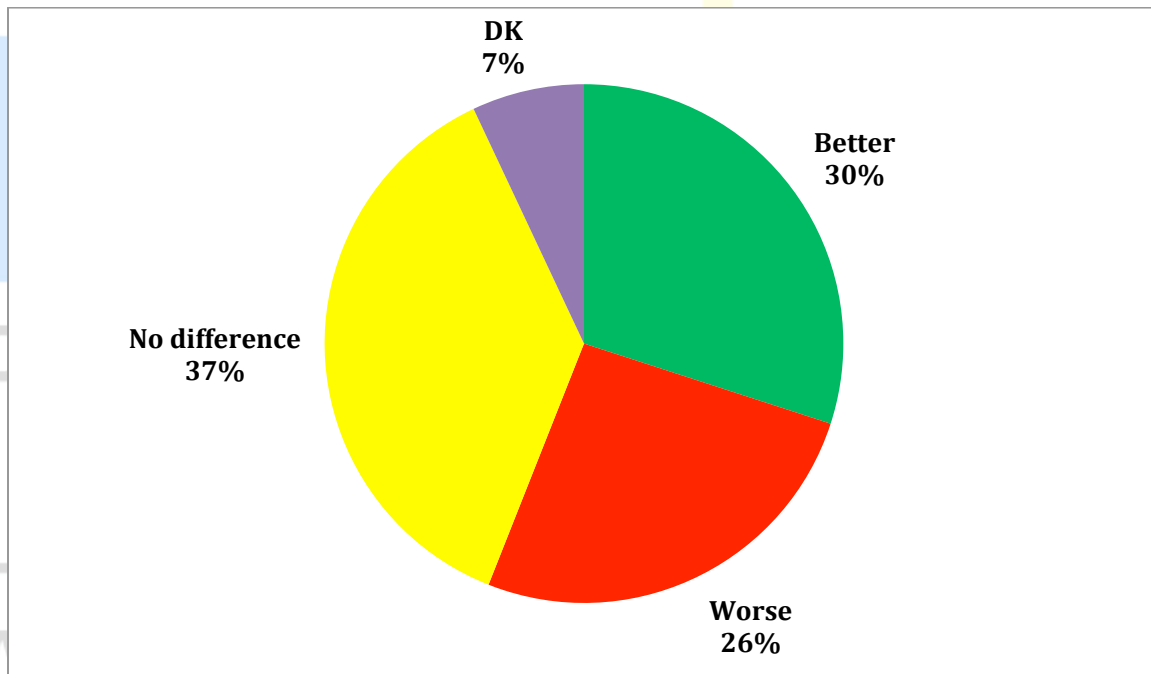
**Methodology:** Sample Size: 3065; Coverage: National/Rural and Urban/All four provinces; Mode: Face to face; Survey dates: July 16 – August 6, 2014. Estimated error margin: ±3-5% at 95% confidence level.

## Trust in the ECP for future Elections

Given the pressure for reforms and changes in the ECP, 30% Pakistanis believe that the next elections will be conducted in a much better fashion by the Election Commission. However, 26% Pakistanis have serious doubts about the Election Commission and believe that the ECP will fare worse in the next elections. Crucially, in the backdrop of the current deadlock in national politics between the PML-N and PTI, 37% Pakistanis also feel that there will be no difference in the Election Commission's handling and supervising of the next elections.

**Figure 5: Trust in the ECP for Future Elections**

Question: **Do you think that, in the next elections, our Election Commission will display better performance, worse performance or will there be no difference in the performance?**



Source: *Quality of Democracy and Governance Survey, 2014 (PILDAT)*

**Notes:**

**Age:** Young: Under 30 years of age; Middle: Between 30 and 50 years of age; Old: Above 51 years of age

**Income codes:** Low: Up to Rs. 14000 (In 2014 this represented the lowest quintile). Medium: Rs. 14000 to 20,000 (In 2014 this represented the 2nd and 3rd Quintile). High: More than 20,000 (In 2014 this represented the 4th and 5th Quintiles)

**Location:** Urban is defined as location defined as town or city in the census, the total in Pakistan being 470 constituting 35% of the population; Rural is defined as a population living in villages as in the latest census, approximating ~45,000, consisting 65% of the population.

**Methodology:** Sample Size: 3065; Coverage: National/Rural and Urban/All four provinces; Mode: Face to face; Survey dates: July 16 – August 6, 2014. Estimated error margin:  $\pm 3$ -5% at 95% confidence level.

**Table 5: Trust in the ECP for Future Elections**

Question: **Do you think that, in the next elections, our Election Commission will display better performance, worse performance or will there be no difference in the performance?**

*Figures are row percentages*

	Better	Worse	No difference	Dk
	1	2	3	4
<b>All Pakistan Average</b>	30	26	37	7
<b>Gender</b>				
Male	32	24	37	7
Female	29	29	36	6
<b>Respondent Age</b>				
Young (Under 30)	30	23	38	9
Middle (30-50)	30	29	36	5
Old (50+)	34	19	39	8
<b>Household Income</b>				
Low	28	34	33	5
Medium	33	25	35	7
High	30	15	46	9
<b>Province</b>				
Punjab	37	24	32	7
Sindh	21	15	55	9
KP	16	57	24	3
Balochistan	38	18	43	1
<b>Location</b>				
Rural	34	27	34	5
Urban	24	24	42	10
<b>Voting Intention</b>				
PML-N	52	18	27	3
PTI	24	43	31	2
PPP	22	23	50	5
All others	23	25	41	11

**Notes:**

**Age:** Young: Under 30 years of age; Middle: Between 30 and 50 years of age; Old: Above 51 years of age

**Income codes:** Low: Up to Rs. 14000 (In 2014 this represented the lowest quintile). Medium: Rs. 14000 to 20,000 (In 2014 this represented the 2nd and 3rd Quintile). High: More than 20,000 (In 2014 this represented the 4th and 5th Quintiles)

**Location:** Urban is defined as location defined as town or city in the census, the total in Pakistan being 470 constituting 35% of the population; Rural is defined as a population living in villages as in the latest census, approximating ~45,000, consisting 65% of the population.

**Methodology:** Sample Size: 3065; Coverage: National/Rural and Urban/All four provinces; Mode: Face to face; Survey dates: July 16 – August 6, 2014. Estimated error margin: ±3-5% at 95% confidence level.



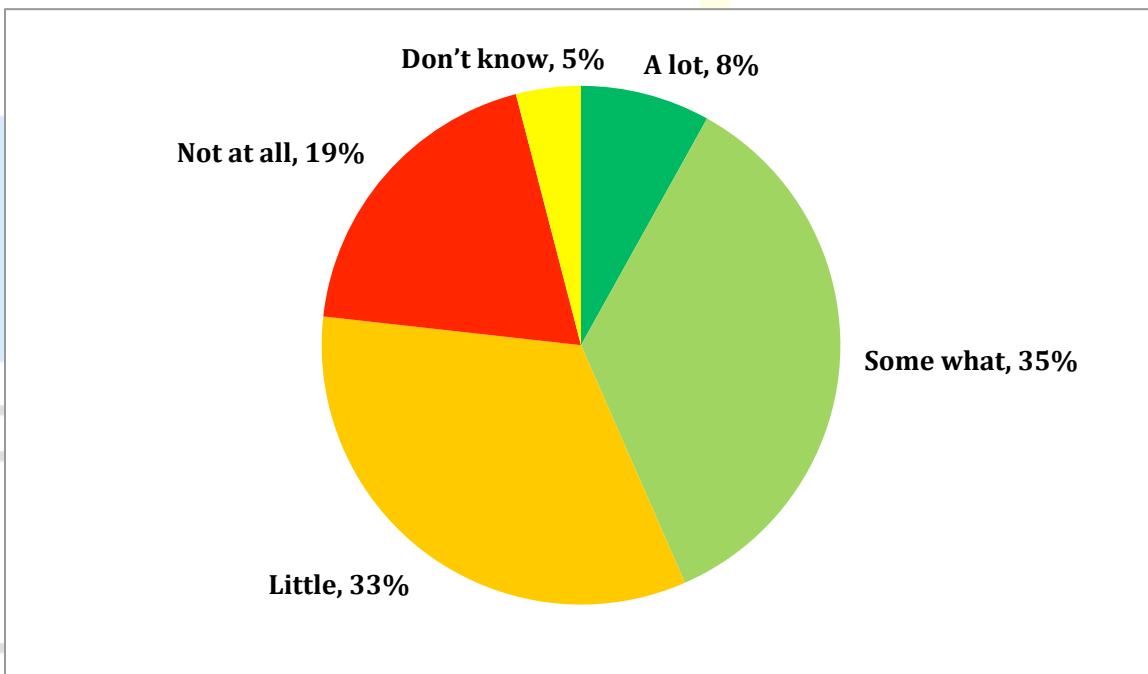
## Trust in the Election Commission of Pakistan

At present, 52% Pakistanis report little to no trust at all in the Election Commission of Pakistan. 43% Pakistanis have somewhat to a lot of trust in this vital institution. This picture of a split mandate shows that at present Pakistanis remain uncertain about the Election Commission, while stating in clear terms that this institution needs to be reformed and changed as a matter of national priority.

**Figure 6: Trust in the Election Commission of Pakistan**

Question: **How would you rate your trust in the Election Commission of Pakistan?**

**a. ELECTION COMMISSION**



Source: *Quality of Democracy and Governance Survey, 2014 (PILDAT)*

**Notes:**

**Age:** Young: Under 30 years of age; Middle: Between 30 and 50 years of age; Old: Above 51 years of age

**Income codes:** Low: Up to Rs. 14000 (In 2014 this represented the lowest quintile). Medium: Rs. 14000 to 20,000 (In 2014 this represented the 2nd and 3rd Quintile). High: More than 20,000 (In 2014 this represented the 4th and 5th Quintiles)

**Location:** Urban is defined as location defined as town or city in the census, the total in Pakistan being 470 constituting 35% of the population; Rural is defined as a population living in villages as in the latest census, approximating ~45,000, consisting 65% of the population.

**Methodology:** Sample Size: 3065; Coverage: National/Rural and Urban/All four provinces; Mode: Face to face; Survey dates: July 16 – August 6, 2014. Estimated error margin:  $\pm 3\text{-}5\%$  at 95% confidence level.

**Table 6: Trust in the Election Commission of Pakistan**

Question: How would you rate your trust in the Election Commission of Pakistan?

*Figures are row percentages*

<b>Election Commission of Pakistan</b>					
	<b>A lot</b>	<b>Some what</b>	<b>Little</b>	<b>Not at all</b>	<b>Don't know</b>
	<b>1</b>	<b>2</b>	<b>3</b>	<b>4</b>	<b>5</b>
<b>All Pakistan Average</b>	8	35	33	19	5
<b>Gender</b>					
<b>Male</b>	10	33	36	19	3
<b>Female</b>	7	38	30	20	5
<b>Respondent Age</b>					
<b>Young (Under 30)</b>	8	35	35	18	4
<b>Middle (30-50)</b>	9	36	33	20	2
<b>Old (50+)</b>	7	33	31	22	7
<b>Household Income</b>					
<b>Low</b>	9	33	33	21	4
<b>Medium</b>	8	38	33	17	4
<b>High</b>	8	31	35	22	4
<b>Province</b>					
<b>Punjab</b>	9	37	29	19	6
<b>Sindh</b>	4	29	39	25	3
<b>KP</b>	11	37	42	7	3
<b>Balochistan</b>	12	31	33	24	0
<b>Location</b>					
<b>Rural</b>	10	36	32	18	4
<b>Urban</b>	6	33	35	22	4
<b>Voting Intention</b>					
<b>PML-N</b>	14	49	24	10	3
<b>PTI</b>	6	29	40	22	3
<b>PPP</b>	6	26	38	27	3
<b>All others</b>	6	32	35	21	6

**Notes:**

**Age:** Young: Under 30 years of age; Middle: Between 30 and 50 years of age; Old: Above 51 years of age

**Income codes:** Low: Up to Rs. 14000 (In 2014 this represented the lowest quintile). Medium: Rs. 14000 to 20,000 (In 2014 this represented the 2nd and 3rd Quintile). High: More than 20,000 (In 2014 this represented the 4th and 5th Quintiles)

**Location:** Urban is defined as location defined as town or city in the census, the total in Pakistan being 470 constituting 35% of the population; Rural is defined as a population living in villages as in the latest census, approximating ~45,000, consisting 65% of the population.

**Methodology:** Sample Size: 3065; Coverage: National/Rural and Urban/All four provinces; Mode: Face to face; Survey dates: July 16 – August 6, 2014. Estimated error margin: +3-5% at 95% confidence level.